



### District Report Card: 2017


<b>State:</b> Gujarat	<b>District:</b> Amreli
<b>Class:</b> 8	<b>Subject:</b> Language
<b>Schools:</b> 51	<b>Students:</b> 1152


### Participation/Coverage


#### Students

<b>GENDER</b> 	Boys		Girls	
	Number	%	Number	%
	562	48.78	590	51.22

<b>AREA</b> 	Rural		Urban	
	Number	%	Number	%
	972	84.38	180	15.63

<b>CATEGORY</b> 	SC		ST		OBC		GEN	
	Number	%	Number	%	Number	%	Number	%
	135	11.72	9	0.78	929	80.64	79	6.86

<b>CWSN</b> 	LD	VI	HI	S&LD	ID	Oth
	3	1	0	0	4	1

<b>Management</b> 	Government		Government-aided	
	Number	%	Number	%
	1152	100.00	0	0.00

### Average Performance of Students in Language (%)

Overall	Gender		Area		Management		Social Group			
	Male	Female	Rural	Urban	Govt.	Aided	SC	ST	OBC	GEN
61.44	59.57	63.22	61.98	58.56	61.44	0.00	61.98	64.44	60.69	69.03

## Performance on Learning Outcomes (LOs)

Learning Outcomes	Description	Average Performance(%)
L813	Read textual/non-textual materials with comprehension and identifies the details, characters, main idea and sequence of ideas and events while reading	61.44

Range of Performance of Students who Answered Correctly							
Below 30%		30% - 50%		50% - 75%		Above 75%	
Number	%	Number	%	Number	%	Number	%
139	12.07	207	17.97	462	40.10	344	29.86

## Lowest Performing Learning Outcomes (LOs)

1 - Read textual/non-textual materials with comprehension and identifies the details, characters, main idea and sequence of ideas and events while reading (61.44)